

Housing

Rugged anodizing quality extruded 6063 T6 aluminum with machined aluminum billet end caps secured with stainless steel fasteners. Vented heat-sink covers allow for superior heat dissipation and reduced solar loading extending operational service life. High impact UV-stabilized, polycarbonate provide efficient light transmission.


Electrical

Advance constant current electronic drivers multi voltage meets UL 1310 / UL48 Class 2 with a built-in over-temperature protection. Input voltage from 100-277. 347 and 480 volt is available (VAC 50-60Hz) Certified and tested to the North American UL 8750 Standard for wet location.

Lamping

Phillips Luxeon light emitting diodes (LED) mounted on heavy weight metal modular boards utilizing wire to board push-in connectors. Optical Quality Polymethyl Methacrylate (PMMA) Optics provide wide coverage uniform lighting distributions available in I.E.S. distributions : type 2, 3, 4, 5


Finish

Rugged, long life, oven baked polyester powder coatings with multi-stage pre-treatment for outstanding adhesion. Optional hard color anodizing provides superior protection in harsh and corrosive applications. Standard colors are White, Black, Bronze 

Optional color inserted feature strips are available in a wide variety of standard colors. 

Warranty

LED Luminaires are warranted against defects in material and/or workmanship for three years. LED modules and drivers are warranted for a period of (5) five years. (See Detailed Limited Warranty for more information)



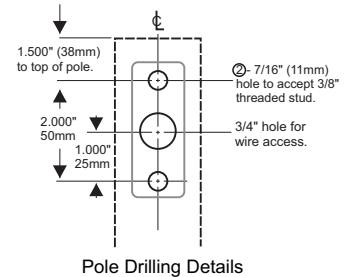
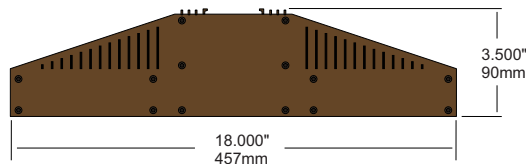
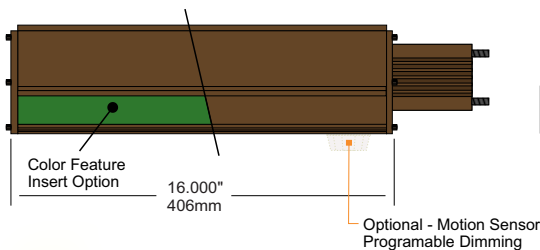
VIBE Design 2

Light Emitting Diode Pole Mounted Luminaire



Slipfitter Mount (SLFT) - Single (B-1) (Designed to fit over 2 3/8" OD tenon)
 Pole Mount (PM)
 Twin @ 90 (B-290)
 Twin @ 180 (B2-180)
 Triple @120 (B-3)
 Quad (B-4)

Lamp Wattage Distribution	LED Color	Voltage	Mounting	Options	Exterior Color / Finish	Feature Stripe Color
VIBE2						
60 watt LED Type 2 (60LED 2) 6,800 Lms 60 watt LED Type 3 (60LED 3) 6,800 Lms 60 watt LED Type 4 (60LED 4) 6,800 Lms 60 watt LED Type 5 (60LED 5) 6,800 Lms	3500K 4000K 5000K	MT (120-277) 347 480	4" Pole Arm (AS4) 6" Pole Arm (AS6) 12" Pole Arm (AS12)	Photo Control (PC) Programmable Wireless (DIM) Motion / Proximity Sensor Dimming	Powder Coating White (WHI) Black (MBK) Bronze (BZS) Special (SPC) Anodizing Clear (CLA) Black (MBA) Bronze (BZA)	Red (FSR) Orange (FSO) Yellow (FSY) Blue (FSBL) Green (FSGE) Purple (FSP) Black (FSBK) White (FSW) Bronze (FSBZ) Grey (FSGR)
96 watt LED Type 2 (96LED 2) 10,700 Lms 96 watt LED Type 3 (96LED 3) 10,700 Lms 96 watt LED Type 4 (96LED 4) 10,700 Lms 96 watt LED Type 5 (96LED 5) 10,700 Lms						
120 watt LED Type 2 (120LED 2) 13,600 Lms 120 watt LED Type 3 (120LED 3) 13,600 Lms 120 watt LED Type 4 (120LED 4) 13,600 Lms 120 watt LED Type 5 (120LED 5) 13,600 Lms						



Pappi Lighting

5939 Wallace, St.
Mississauga, ON
Canada L4Z 1Z8

tel: (905) 625-1139

tel: (888) 453-1139

fax: (866) 720-3015

www.pappilighting.com



E.P.A measured in sq/ft and includes a 12" mounting arm.	Project:
1 Fixture 0.63	
2 Fixture 1.26	
3 Fixture 1.76	
4 Fixture 1.76	