

Housing

Rugged Die cast aluminum with Integrated heat sink high-flow design with separated driver compartment. Available in two standard mounting arrangements. Fully adjustable knuckle Mount deigned to fit 2-3/8" outside diameter davit arm /tenon and Standard Bolt to pole rugged cast aluminum arm mount

Electrical

Constant current electronic drivers multi voltage meets UL 1310 / UL48 Class 2 with a built-in over-temperature protection. Input voltage from 100-277. 347 and 480 volt is available (VAC 50-60Hz) Certified and tested to the North American UL 8750 Standard for wet location.

Lamping


Phillips Luxeon 3030 light emitting diodes (LED) mounted on heavy weight metal modular boards individually sealed and carrying an IP65 Rating. Optical Quality Polymethyl Methacrylate (PMMA) Optics provide wide coverage uniform lighting distributions available in IES. distributions : type 2, 3, 5

Finish

Rugged, long life, oven baked polyester powder coatings with multi-stage pre-treatment for outstanding adhesion. Optional hard color anodizing provides superior protection in hash and corrosive applications. Standard colors are White, Black, Bronze

Warranty

LED Luminaires are warranted against defects in material and/or workmanship for three years. LED modules and drivers are warranted for a period of (5) five years. (See Detailed Limited Warranty for more information)



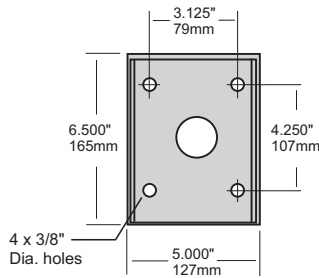
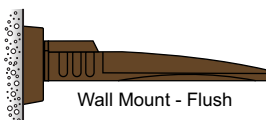
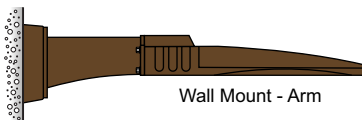
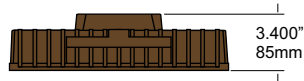
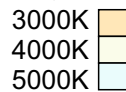
MEZA Series

Light Emitting Diode Wall Mounted Luminaire

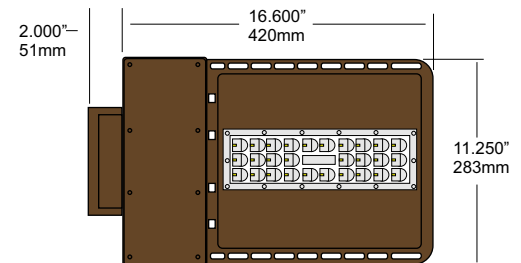
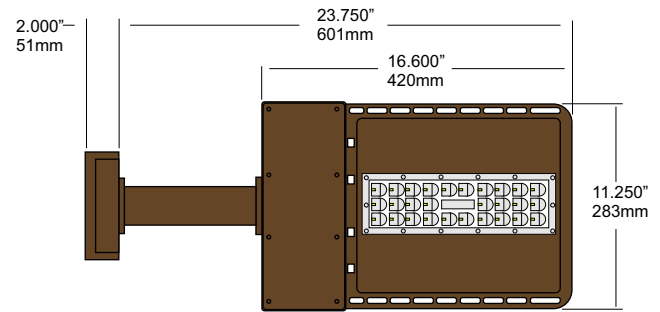


Wall Mount Arm (WM-A)
Wall Mount Flush (WM-F)

Lamp Wattage Distribution		LED Color	Voltage	Mounting	Options	Exterior Color / Finish
MEZA-3						
30 watt LED Type 2	(60LED 2)	4,200 Lms	MT (120-277) 347 480	Photo Control (PC) Programmable Dimming (DIM)*	Powder Coating White (WHI) Black (MBK) Bronze (BZS) Special (SPC)	
30 watt LED Type 3	(60LED 3)	4,200 Lms				
30 watt LED Type 5	(60LED 5)	4,200 Lms				
60 watt LED Type 2	(60LED 2)	7,500 Lms				
60 watt LED Type 3	(60LED 3)	7,500 Lms				
60 watt LED Type 5	(60LED 5)	7,500 Lms				



Wall Bracket Details



Pappi Lighting

5939 Wallace, St.
Mississauga, ON
Canada L4Z 1Z8

tel: (905) 625-1139

tel: (888) 453-1139

fax: (866) 720-3015

www.pappilighting.com



* For full programming dimming and sensor functions see the Mesa programming information specification data sheet.

<p>E.P.A measured in sq/ft and includes a cast mounting arm.</p> <p>1 Fixture 0.6 2 Fixture 1.2 3 Fixture 1.6 4 Fixture 2.0</p>	Project: